




**A STUDY ON THE IRRIGATION METHODS USED BY THE  
FARMERS IN KALUTHAWALAI, BATTICALOA**



**BY**

**THAVANITHA THARMARETNAM**



FTC 115  
  
Project Report  
Library - EUSL

**FACULTY OF TECHNOLOGY**

**EASTERN UNIVERSITY**

**SRI LANKA**

**2023**

## ABSTRACT

A study was carried out to identify the irrigation methods used by farmers in Kaluthawalai village, Batticaloa. Using structured questionnaires, data on socioeconomic status of farmers and farming were collected from randomly selected 60 farmers through personal interview. The collected data were analyzed by using the Minitab package. The results revealed that the average age of vegetable farmers was 35-55 years old, 91.67% of farmers were male and 8.33% of farmers were female. Most of the farms having sandy loam soil and most of the farmers (61.77 %) are using manual irrigation method. Few numbers (38.33%) of farmers are using the sprinkler irrigation method. Lack of technological knowledge might be the reason for these issues. The problems faced by the farmers who are using manual irrigation method were high requirement of water, water wastage and electricity cost. The problem faced by the farmers who are using sprinkler irrigation method was high initial cost. While results show that usage of springer irrigation helps farmers to reduce cost of production by minimizing electricity consumption. Springer method of irrigation is a cost-effective method of irrigation and water usage efficiency is also high in this method.

**Keywords:** Electricity, Irrigation, Initial cost, Sprinkler, Water wastage

## TABLE OF CONTENT

<b>ABSTRACT</b> .....	<b>i</b>
<b>ACKNOWLEDGEMENT</b> .....	<b>ii</b>
<b>TABLE OF CONTENT</b> .....	<b>iii</b>
<b>LIST TABLES.</b> .....	<b>vi</b>
<b>CHAPTER 01</b> .....	<b>1</b>
<b>1.0 Introduction</b> .....	<b>1</b>
<b>CHAPTER 02</b> .....	<b>4</b>
<b>2.0 REVIEW OF LITERATURE</b> .....	<b>4</b>
2.1 Important of irrigation .....	4
2.2 Factors affecting the selection of irrigation method .....	5
2.2.1 Compatibility of the irrigation system.....	5
2.2.2 Topographical characteristics of area .....	6
2.2.3 Economics and cost of the irrigation method .....	6
2.2.4 Soil.....	7
2.2.5 Water supply.....	7
2.2.6 Crop to be irrigated .....	8

2.2.7 Social influences on the selection of irrigation method .....	9
2.2.8 External influences.....	9
2.3 Sprinkler irrigation system .....	10
2.4 Advantages of sprinkler irrigation.....	10
2.5 Crop response to sprinkler.....	11
2.6 General classification of different types of sprinkler systems. ....	11
2.7 Components of sprinkler irrigation system .....	13
2.7.1 Pumping Unit.....	13
2.7.2 Tubing .....	13
2.7.3 Coupler. ....	12
2.7.4 Sprinkler Head .....	14
2.7.5 Fittings and accessories.....	14
2.8 Maintenance of sprinkler system .....	15
2.9 Constraints in application of sprinkler irrigation .....	16
<b>CHAPTER 03.....</b>	<b>17</b>
<b>3.0 METHODOLOGY .....</b>	<b>17</b>
3.1 Study area .....	17
3.2 Survey Design.....	19
3.3 Data collection method .....	19

<b>CHAPTER 4 .....</b>	<b>21</b>
<b>4.0 RESULTS AND DISCUSSION.....</b>	<b>21</b>
4.1 Socio economic information .....	21
4.2 Land information .....	22
4.3 Irrigation information .....	22
4.4 Result .....	24
4.5 Discussion.....	24
<b>CHAPTER 05.....</b>	<b>28</b>
<b>5.0 CONCLUSION .....</b>	<b>28</b>
<b>REFERENCES .....</b>	<b>29</b>
<b>APPENDIX .....</b>	<b>31</b>
1.1 Source: Field survey, 2023.....	35
1.2 Part -2: About soil. ....	38

## LIST TABLES.

Table No	Title	Page
Table 01	Distribution of samples in the survey design	19
Table 02	Distribution of respondent according to their age	21
Table 03	Distribution of respondent according to their gender	22
Table 04	Distribution of respondent according to the soil type	22
Table 05	Distribution of respondent according to their irrigation method	23
Table 06	The average initial cost and the average monthly electricity usage of the farmers by the farm size and the irrigation method used by the farmers	24
Table 07	Final analyzed result	25