

EASTERN UNIVERSITY, SRILANKA


DEPARTMENT OF MATHEMATICS

EXTERNAL DEGREE EXAMINATION IN SCIENCE –2008/2009

FIRST YEAR FIRST SEMESTER (Jun/Jul, 2016)

EXTCC 152 – INTRODUCTION TO APPLICATION SOFTWARE

(REPEAT)



Answer all questions

Time allowed: 02 hours

01)

By using “MS Word 2012” create the following document as shown below and save it as ‘EXTCC152.docx’ on your Index number folder created in the Desktop. Insert “EXTCC152” as header and insert “*your index number*” as footer.

MS WORD 2013

Microsoft Word 2013 is maybe one of the most worldwide used text processors. This edition has come with enhanced features to still being considered by users the top Office tool. The improved Ribbon design and the

touch-friendly interface makes this software have an intuitive interface. A new Read mode, PDF files integration and useful Office add-ons that users can download from the author’s website, contribute to have a richer user experience.

Windows

iMac

Linux

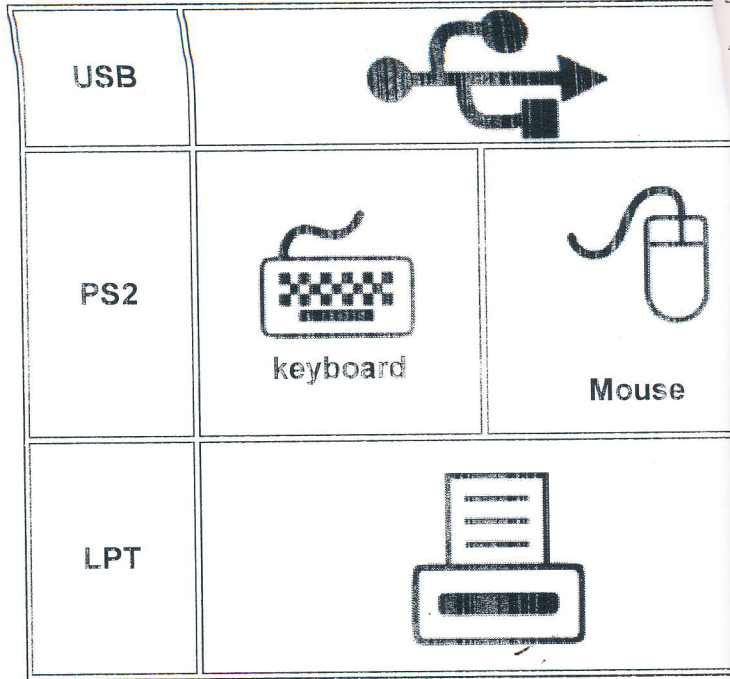
Android

$$(x + a)^m = \sum_{y=0}^m \binom{m}{y} x^y a^{m-y}$$

**EASTERN
UNIVERSITY
SRI LANKA**

Components of a computer

1. Input Device
 - a. Keyboard
 - PS/2
 - USB
 - b. Mouse
 - PS/2
 - Serial
 - USB
 - c. Scanner
 - d. Disk
2. Output Device
 - a. Monitor
 - CRT
 - LCD
 - b. Printer
 - Laser
 - Ink jet



3. CPU

02)

By using “MS Excel 2013”, create a following worksheet as shown below and save it as “ABC” on your Index number folder created in the Desktop.

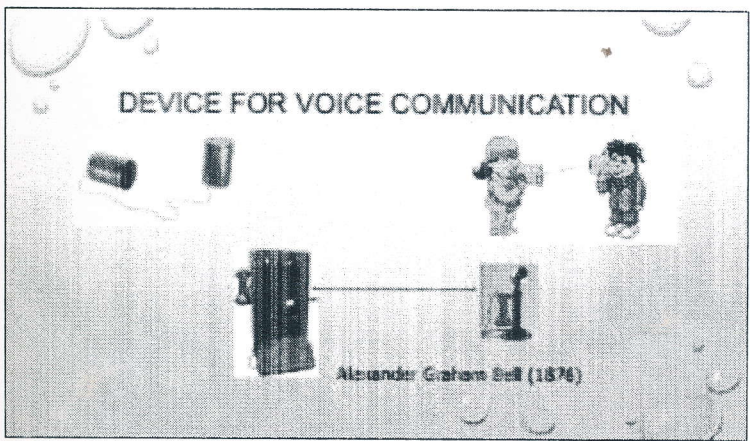

	A	B	C	D	E	F	G
1	ABC & Co Milks (PVT) Ltd						
2	Milk Packet Delivery Summary						
3		Soled Packets					
4	Name	Monday	Tuesday	Wednesday	Thursday	Friday	Week Total
5	V.Antoney	79	29	61	63	70	
6	M.Jackson	38	19	42	2	23	
7	K.J.Praba	23	6	98	82	19	
8	R.Ruban	19	23	19	92	89	
9	L.Theepan	8	76	32	10	79	
10	M.Kumaran	68	61	81	71	29	
11	S.Maha	95	38	36	21	65	
12	E.R.P.Raheem	11	76	57	75	53	
13	Total for Day						
14	Maximum for Day						
15	Minimum for Day						

1. Rename the Sheet name **Sheet1** as **Sales Report**
2. Fill values for the rows **“Total for the Day”**, **“Maximum for Day”** and **“Minimum for Day”** using suitable Excel functions.
3. Fill values for the column **“Week total”** using suitable Excel function.
4. Insert a Column **“Average”**, before the column **“Week total”** and fill it using suitable excel function.
5. Produce a Column chart for **“Name”** vs. **“Week Total”** in the new Sheet and rename the sheet as **“Final Chart”**


03)

By using “MS PowerPoint 2013” create the following presentation as shown below and save it as “Mobile.pptx” on your Index number folder created in the Desktop. Presentation related images are available on your desktop.

- a. Type your Index number in the title slide.
- b. Apply the theme “Droplet” to all slides.
- c. Insert the slide number as the footer except the title slide.
- d. Add transition effect between slides.
- e. Add animation effects to the text and object in each slide.



EVERYDAY LIFE'S TOOLS



MOBILE APPLICATIONS

- BANKING (CHECK BALANCE, MAKE TRANSACTION)
- RESTAURANT (ORDER AND PAYMENT)
- MOBILE PAYMENT (TICKET, VENDING MACHINE)
- TOURISM: TOURIST GUIDE
- EDUCATION: MOBILE LEARNING
- ENTERTAINMENT: INTERACTIVE DIGITAL ART
- SCIENTIFIC: CONTROLLING AND MONITORING

ADVANTAGES OF MOBILE DEVICES

- ACCESSIBLE ANYWHERE, ANYTIME
- CONVENIENTLY CONTROLLING AND MONITORING
- INSTANT NOTIFICATION
- EASY TO EXCHANGE DATA AND INFORMATION

THANK YOU